




1. DESCRIPTION

The QLD0561 series is a visible laser module based on the frequency doubling of NIR distributed feedback (DFB) laser. The laser is assembled into a compact flat package with fiber pigtail.

2. FEATURES

- 532 and 561nm light source
- High fiber output power of 25mW(MMF) / 15mW (SMF/PMF)
- Low power consumption
- Low intensity noise
- Narrow spectral linewidth
- Short pulse operation
- Small size



3. APPLICATION

- Spectroscopy
- Fluorescence microscope
- Time resolved measurement
- Interferometry

4. ABSOLUTE MAXIMUM RATING

PARAMETER		SYMBOL	RATING	UNIT
DFB forward current		I_{DFB}	250	mA
DFB forward voltage		V_{DFB}	2.5	V
DFB reverse voltage		V_{rDFB}	2	V
SOA forward current		I_{SOA}	320	mA
SOA forward voltage		V_{ISOA}	3	V
SOA reverse voltage		V_{rSOA}	2	V
Fiber output power	Multi-mode fiber	P_{f}	30	mW
	Single-mode fiber		20	
Heater power		P_{ht}	0.3	W
Module operating temperature		T_{op}	20 to 30	°C
Storage temperature		T_{st}	-10 to 50	°C

5. OPTICAL AND ELECTRICAL CHARACTERISTICS

($T_C = 25^\circ\text{C}$, unless otherwise specified)

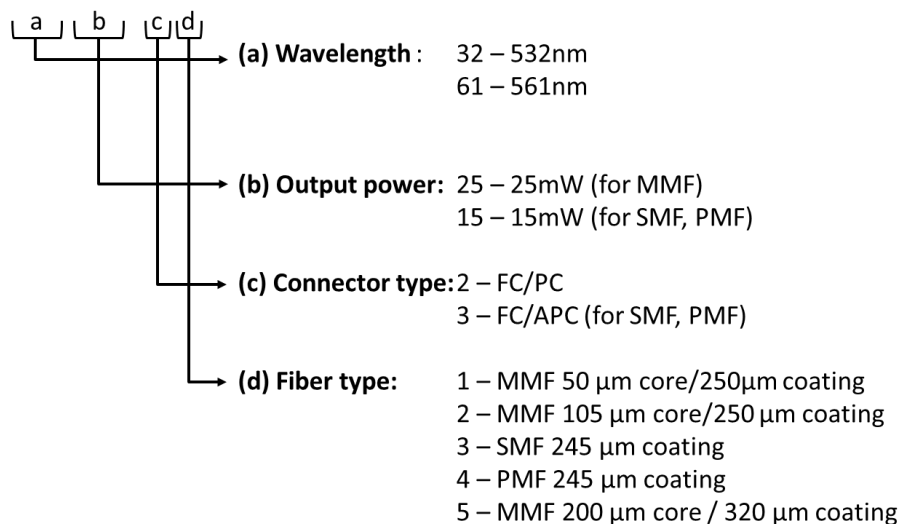
PARAMETER		SYMBOL	CONDITION	MIN	TYP	MAX	UNIT
DFB operation current		I _{opDFB}	CW, P _f = P _{op}	-	120	220	mA
DFB operation voltage		V _{opDFB}	CW, P _f = P _{op}	-	1.8	2.4	V
SOA operation current		I _{opSOA}	CW, P _f = P _{op}	-	250	320	mA
SOA operation voltage		V _{opSOA}	CW, P _f = P _{op}	-	2.0	3.0	V
Heater current		I _{heater}	-	0	-	100	mA
Heater resistance		R _{heater}	-	-	30	-	Ω
Fiber output power	Multi-mode fiber	P _f	CW	25	-	-	mW
	Single-mode fiber			15	-	-	
Power consumption		P _c	CW, P _f = P _{op}	-	0.8	-	W
Peak wavelength	QLD0561-32xx	λ _p (1)	CW, P _f = P _{op}	530	532	534	nm
	QLD0561-61xx			559	561	563	nm
Spectral linewidth		Δλ	CW, P _f = P _{op}	-	-	0.1	nm
Polarization extinction ratio (2)		PER	CW, P _f = P _{op}	12	-	-	dB
Thermistor Resistance		R _{th}	T _C = 25°C, B=3375K	9.5	10	10.5	kΩ

(1) Peak wavelength tolerance of $\pm 1\text{nm}$ is available as an option.

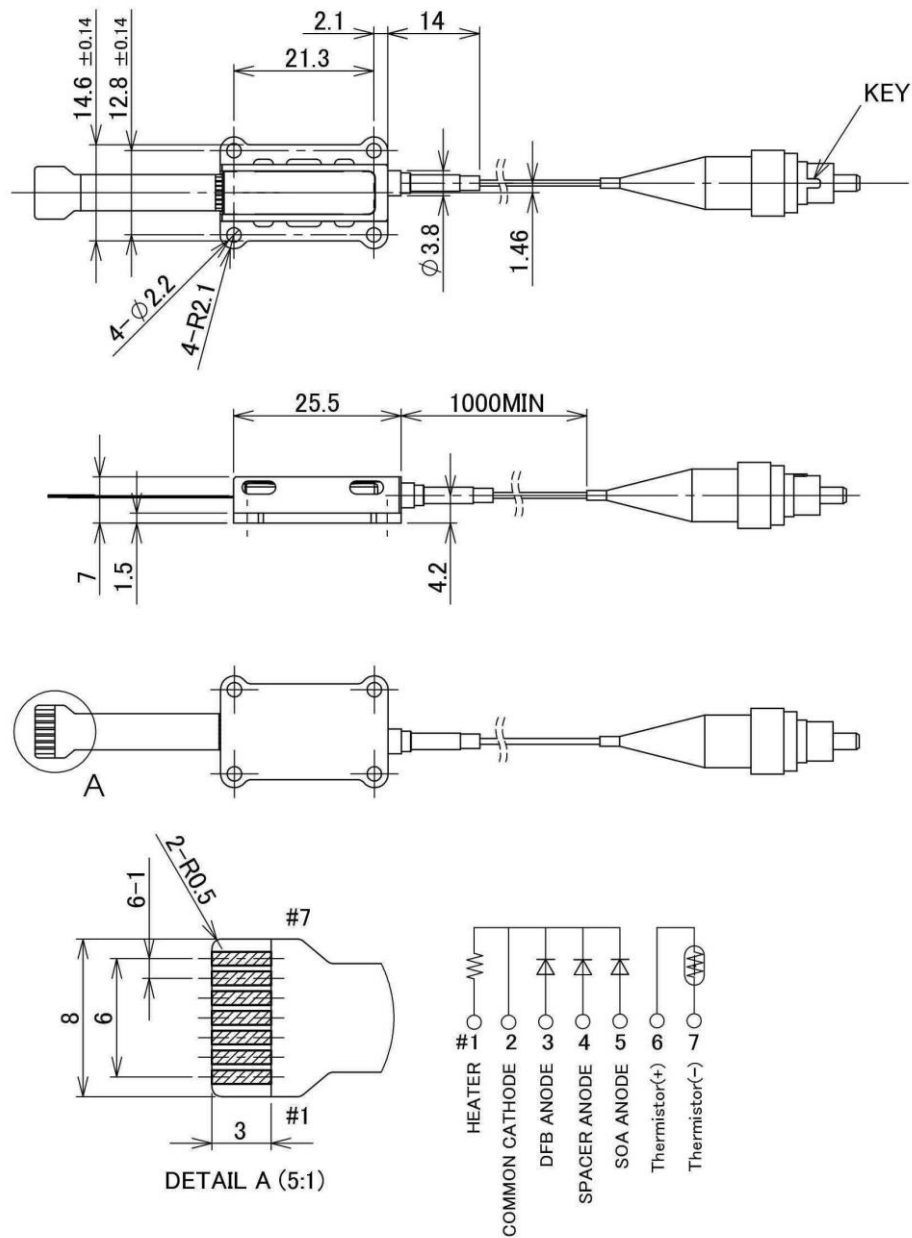
(2) Specification for PMF pigtail option.

6. PRODUCT PART NUMBER

QLD0561-[][][][]-[][]

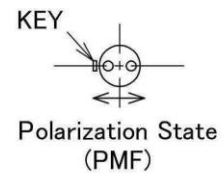


7. OUTLINE DRAWING AND PIN CONFIGURATION



Notes.

- 1.All dimensions in millimeters
- 2.Unless otherwise specified,Tolerance $\pm 0.2\text{mm}$
- 3.Recommended FPC-connector, JST 07FM-1.0
- 4.Recommended Screw-torque, $4 \times 0.1\text{N.m}$
- 5.The polarized direction of PMF is cf. right figure



8. SETUP AND OPTICAL POWER ADJUSTMENT PROCEDURE

- Setup

Introduce individual current sources for DFB and SOA with common cathode. Spacer anode pin should be left open for normal operation. If required, introduce the other current source for heater pin. Thermistor pins can be used for temperature monitoring of the module.

- Optical power adjustment

With measuring optical power,

- (1) Adjust DFB (and Heater) current so that the optical power becomes the maximum.
- (2) Adjust SOA current to obtain the required power within the maximum rating.
- (3) If needed, repeat the procedure of (1) to (2).

9. NOTICE

- Safety Information

This product is classified as Class 3B laser product, and complies with 21 CFR Part 1040.10.

Please do not take a look at laser lighting in operations since laser devices may cause troubles to human eyes.

Please do not eat, burn, break and make chemical process of the products since they contain GaAs material.

- Handling products

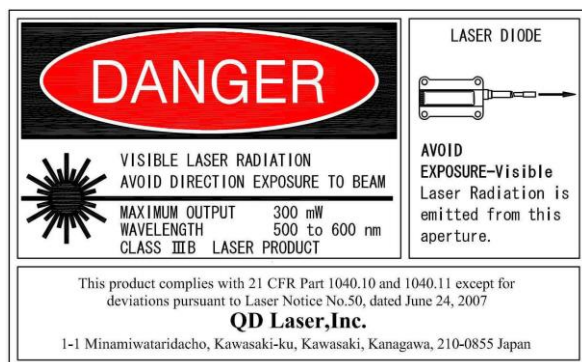
Semiconductor lasers are easily damaged by external stress such as excess temperature and ESD.

Please pay attention to handling products, and use within range of maximum ratings.

QD Laser takes no responsibility for any failure or unusual operation resulting from improper handling, or unusual physical or electrical stress.

- RoHS

This product conforms to RoHS compliance related EU Directive 2002/95/EC.



QD Laser, Inc.

Contact: info@qdlaser.com <http://www.qdlaser.com>

Copyright 2014 All Rights Reserved by QD Laser, Inc.

Keihin Bldg. 1F 1-1 Minamiwatarida-cho, Kawasaki-ku, Kawasaki, Kanagawa Zip 210-0855 Japan

All company or product names mentioned herein are trademarks or registered trademarks of their respective owners. Information provided in this data sheet is accurate at time of publication and is subject to change without advance notice.